

Scaled data based on original data using
LM-79-08 Approved Method: Electrical and Photometric Measurements of Solid-
State Lighting Products

Test Report Prepared for
Cooper Lighting Solutions
(formerly Eaton)

Brand: McGRAW-EDISON

Report Number: P594892

Luminaire Tested: **ISS-PA1F-750-U-5WQ**

Issue Date: 3/22/2022

Test Information

Test Method: LM-79-08
Report Number: P594892
TEST IS SCALED FROM IESNA LM-79-08 TEST DATA (G1-2201-510-14)
Test Lab: INNOVATION CENTER
Issue Date: 3/22/2022
Manufacturer: COOPER LIGHTING SOLUTIONS (FORMERLY EATON)
Product Line: McGRAW-EDISON
Catalog Number: ISS-PA1F-750-U-5WQ
Description: IMPACT ELITE LED QUARTER SPHERE LUMINAIRE
(1) 70 CRI, 5000K, 1200mA LIGHT ENGINE WITH 24 LEDS AND TYPE V WIDE OPTICS
Light Source: -
Ballast/Driver: ELECTRONIC DRIVER

Summary

Lumens per Lamp: N/A
Luminaire Lumens: 11638 lumens
Efficiency: N/A
Efficacy: 123.3 lumens/watt
Luminous Opening: Rectangular (W 0.75' x L: 0.5' x H: 0')
IES Classification: Type V - Medium
BUG Rating: B4 - U0 - G3

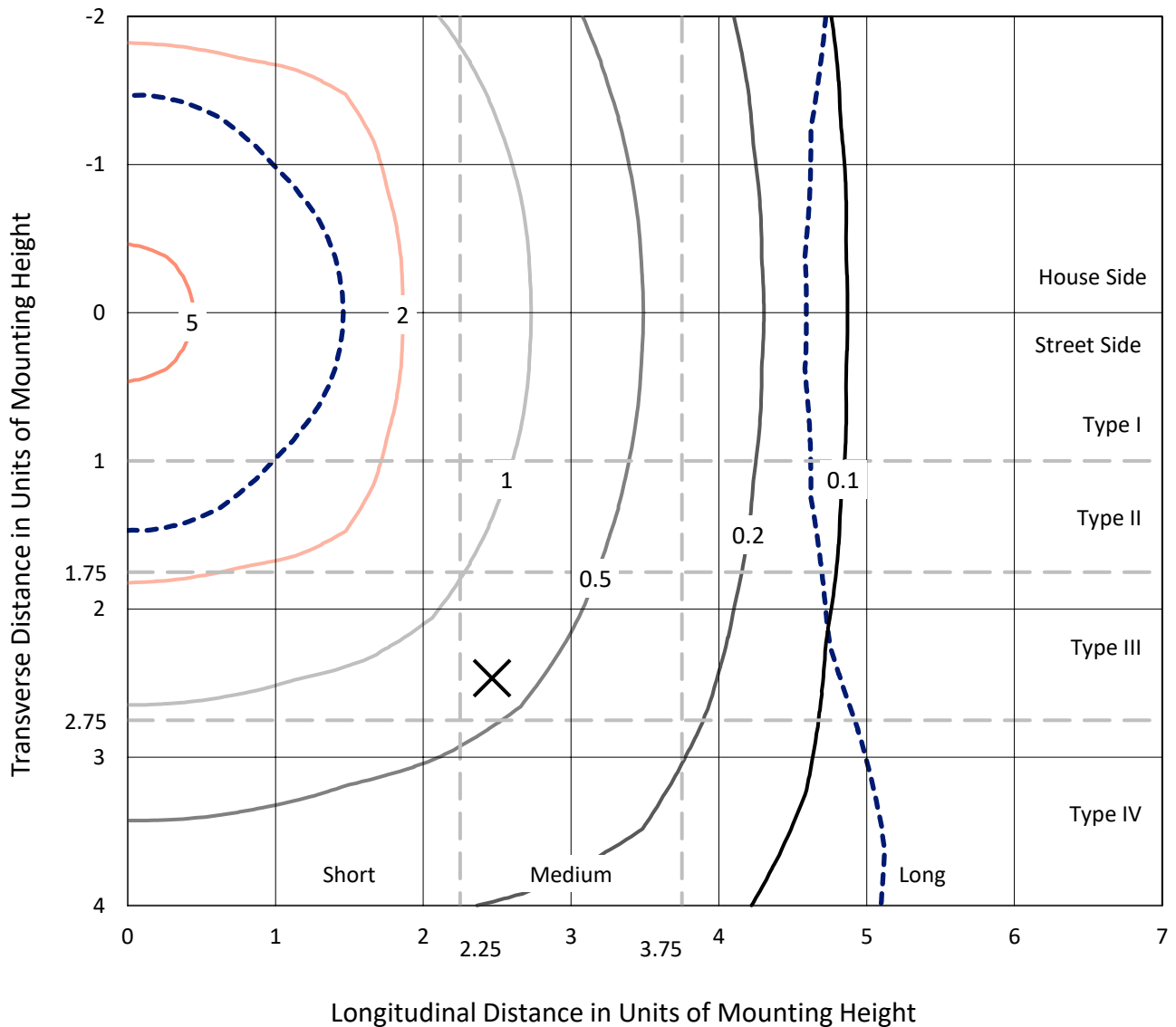
Input Watts (W): 94.4
Input Voltage (V): NR
Input Current (Ain): NR
Voltage Rise (V): NR
Power Factor: NR
Total Harmonic Distortion (THDi): NR
Frequency (hertz): 60
Stabilization Time: NR
Operation Time: NR
Ambient Temperature (°C): NR
Test Distance: 28.75 FT



REPORT NUMBER: P594892
 CATALOG NUMBER: ISS-PA1F-750-U-5WQ

Iso-Footcandle Lines of Horizontal Illumination

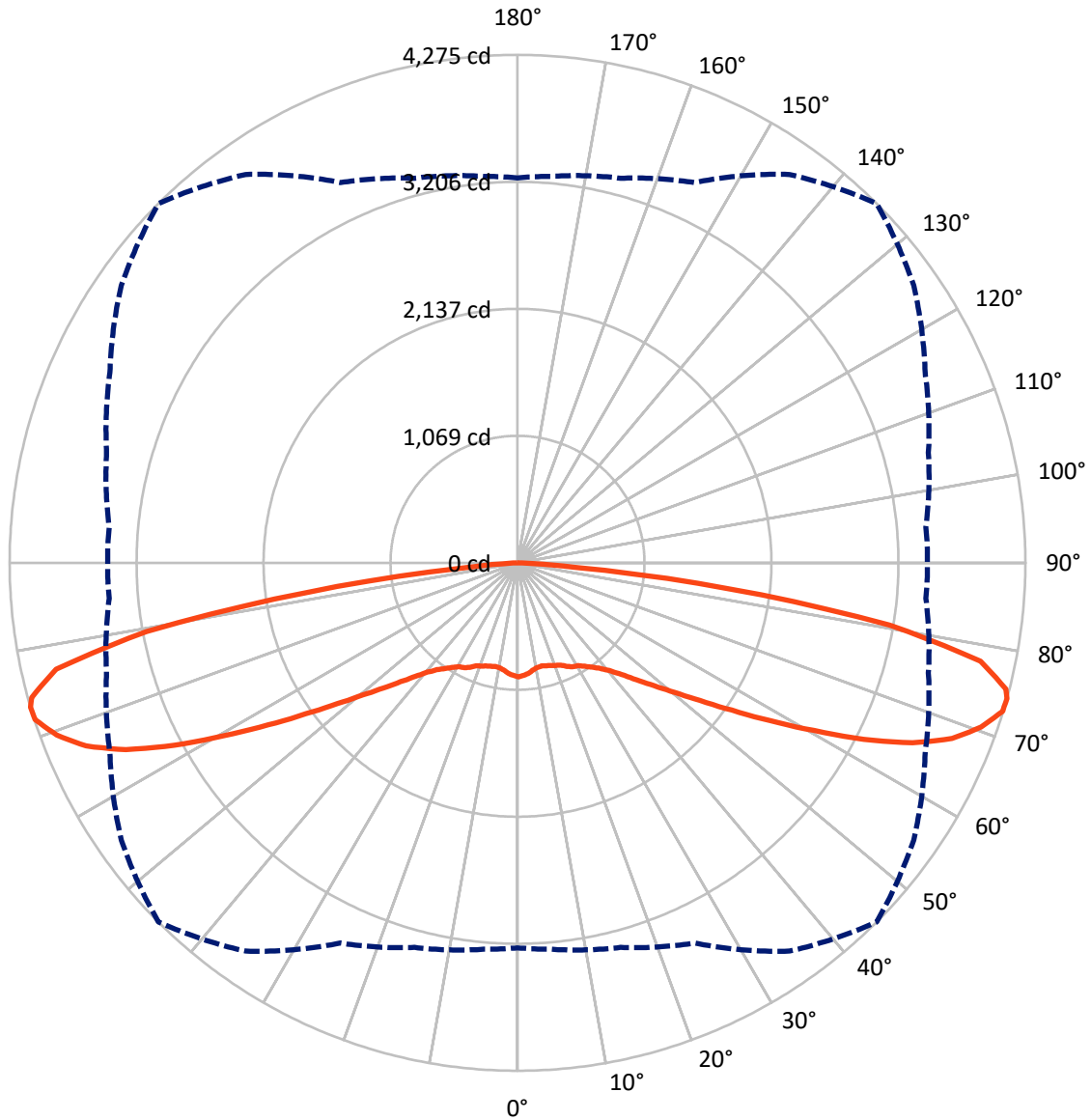
× Max cd
 - - - 1/2 Max cd



Based on 12 foot mounting height. Maximum calculated value = 6.7 fc
 Type V - Medium - N/A

REPORT NUMBER: P594892
CATALOG NUMBER: ISS-PA1F-750-U-5WQ

Luminous Intensity Polar Plot



— Vertical Plane Through 45-Deg Lateral - - - Horizontal Cone Through 74-Deg Vertical

REPORT NUMBER: P594892
 CATALOG NUMBER: ISS-PA1F-750-U-5WQ

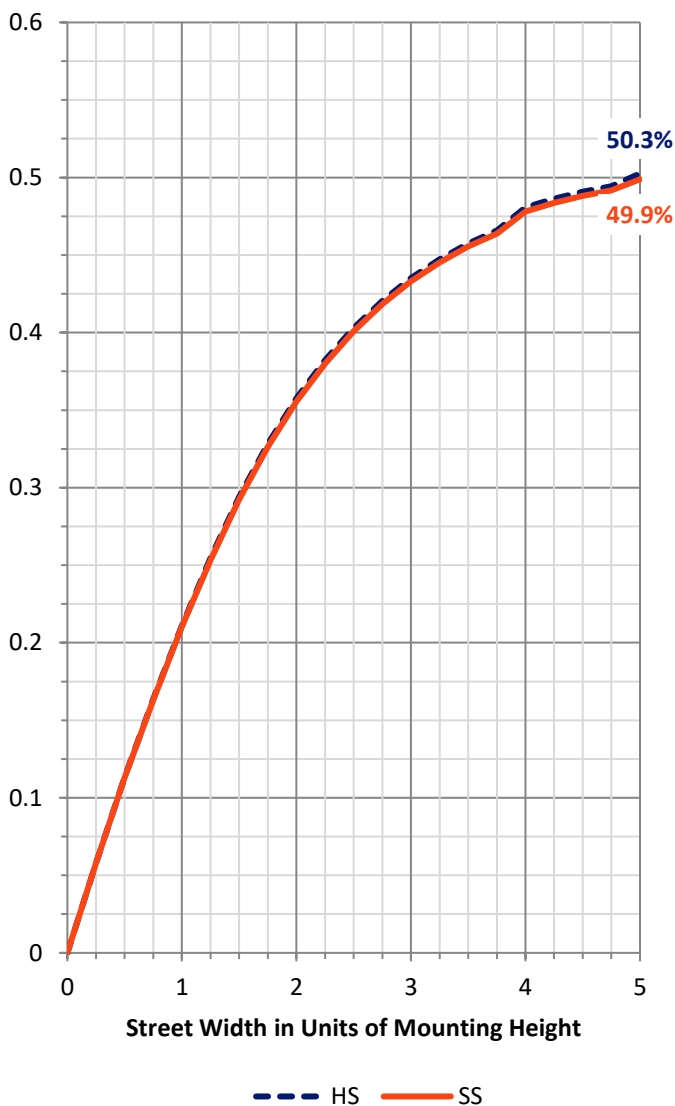
FLUX DISTRIBUTION:

		Downward	Upward	Total
House Side	Lumens	5819.0	0.0	5819.0
	% Fixture	50.0	0.0	50.0
Street Side	Lumens	5819.0	0.0	5819.0
	% Fixture	50.0	0.0	50.0
Total	Lumens	11638.0	0.0	11638.0
	% Fixture	100.0	0.0	100.0

Coefficient of Utilization

ZONAL LUMENS:

Zone	Lumens	% Fixture
0°-10°	88.0	0.8
10°-20°	257.8	2.2
20°-30°	445.3	3.8
30°-40°	682.0	5.9
40°-50°	1109.5	9.5
50°-60°	1924.1	16.5
60°-70°	3186.6	27.4
70°-80°	3447.8	29.6
80°-90°	496.9	4.3
90°-100°	0.0	0.0
100°-110°	0.0	0.0
110°-120°	0.0	0.0
120°-130°	0.0	0.0
130°-140°	0.0	0.0
140°-150°	0.0	0.0
150°-160°	0.0	0.0
160°-170°	0.0	0.0
170°-180°	0.0	0.0
0°-90°	11638.0	100.0
0°-180°	11638.0	100.0

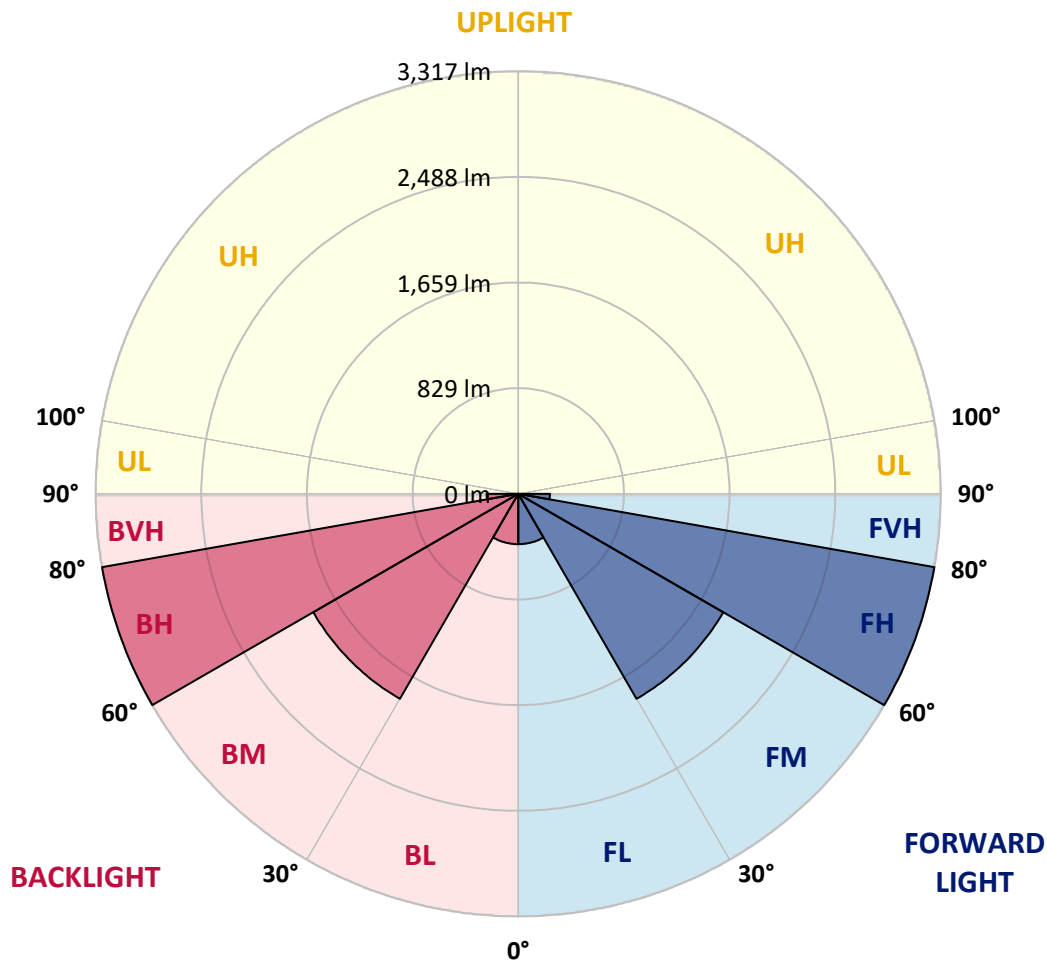


REPORT NUMBER: P594892
 CATALOG NUMBER: ISS-PA1F-750-U-5WQ

LUMINAIRE CLASSIFICATION SYSTEM LUMEN TABLE AND BUG RATING:

Zone	Lumens	% Fixture	Zone Rating/Lumen Limit		
			B	U	G
FL (0°-30°)	395.6	3.4			
FM (30°-60°)	1857.8	16.0			
FH (60°-80°)	3317.2	28.5			G2/5000
FVH (80°-90°)	248.4	2.1			G3/500
BL (0°-30°)	395.6	3.4	B1/500		
BM (30°-60°)	1857.8	16.0	B2/2500		
BH (60°-80°)	3317.2	28.5	B4/5000		G2/5000
BVH (80°-90°)	248.4	2.1			G3/500
UL (90°-100°)	0.0	0.0		U0/0	
UH (100°-180°)	0.0	0.0		U0/0	

BUG Rating: B4-U0-G3
 Type V Medium





REPORT NUMBER: P594892
 CATALOG NUMBER: ISS-PA1F-750-U-5WQ

CANDELA DISTRIBUTION (FULL):

	0°	5°	15°	25°	35°	45°	55°	65°	75°	85°	90°
0°	960.1	960.1	960.1	960.1	960.1	960.1	960.1	960.1	960.1	960.1	960.1
2.5°	946.3	949.0	949.0	946.3	949.0	949.0	949.0	951.8	949.0	954.6	951.8
5°	932.4	932.4	935.2	932.4	932.4	935.2	932.4	938.0	935.2	940.7	935.2
7.5°	910.3	910.3	910.3	910.3	913.1	913.1	913.1	918.6	918.6	918.6	915.8
10°	904.8	902.0	902.0	896.5	896.5	896.5	893.7	902.0	904.8	910.3	907.5
12.5°	907.5	907.5	902.0	896.5	893.7	890.9	890.9	899.2	907.5	910.3	910.3
15°	918.6	918.6	910.3	899.2	899.2	899.2	896.5	899.2	913.1	918.6	913.1
17.5°	926.9	924.1	915.8	910.3	910.3	907.5	907.5	907.5	915.8	924.1	924.1
20°	940.7	940.7	929.7	924.1	924.1	921.4	918.6	915.8	924.1	935.2	932.4
22.5°	960.1	954.6	946.3	940.7	938.0	935.2	929.7	932.4	938.0	946.3	946.3
25°	973.9	973.9	965.6	962.9	965.6	965.6	957.3	951.8	954.6	962.9	962.9
27.5°	979.5	979.5	973.9	973.9	985.0	990.5	979.5	968.4	962.9	971.2	968.4
30°	1001.6	1001.6	996.1	993.3	1001.6	1004.4	998.8	990.5	987.8	996.1	993.3
32.5°	1040.3	1037.6	1029.3	1021.0	1023.7	1037.6	1026.5	1023.7	1023.7	1032.0	1034.8
35°	1084.6	1079.1	1070.8	1062.5	1065.2	1079.1	1068.0	1068.0	1070.8	1081.8	1081.8
37.5°	1148.2	1142.7	1131.6	1112.3	1109.5	1126.1	1123.3	1126.1	1137.2	1142.7	1148.2
40°	1217.4	1214.6	1200.8	1184.2	1181.4	1192.5	1195.3	1200.8	1211.9	1217.4	1220.2
42.5°	1317.0	1311.5	1289.4	1272.8	1270.0	1283.8	1289.4	1294.9	1308.7	1314.3	1319.8
45°	1438.8	1436.0	1411.1	1391.7	1383.4	1402.8	1402.8	1408.3	1422.2	1433.2	1433.2
47.5°	1571.6	1568.8	1549.4	1527.3	1530.1	1543.9	1541.1	1543.9	1555.0	1566.0	1574.3
50°	1721.0	1712.7	1690.5	1685.0	1698.8	1712.7	1701.6	1698.8	1715.4	1721.0	1718.2
52.5°	1884.2	1875.9	1864.9	1864.9	1898.1	1923.0	1914.7	1889.8	1889.8	1887.0	1884.2
55°	2077.9	2072.4	2069.6	2083.4	2138.8	2188.6	2158.1	2111.1	2091.7	2080.7	2086.2
57.5°	2279.9	2266.1	2291.0	2321.4	2432.1	2504.0	2457.0	2368.4	2340.8	2318.6	2307.6
60°	2484.6	2479.1	2515.1	2587.0	2744.7	2866.5	2802.8	2656.2	2606.4	2556.6	2556.6
62.5°	2683.8	2678.3	2730.9	2841.6	3090.6	3270.4	3154.2	2968.8	2872.0	2797.3	2786.2
65°	2924.6	2916.3	2974.4	3093.3	3425.4	3652.2	3505.6	3262.1	3145.9	3043.5	3029.7
67.5°	3121.0	3121.0	3198.5	3345.1	3707.6	3945.5	3762.9	3552.6	3417.1	3311.9	3300.9
70°	3309.2	3325.8	3383.9	3527.7	3923.4	4139.2	3973.2	3785.1	3663.3	3558.2	3547.1
72.5°	3389.4	3411.5	3469.6	3610.7	4017.5	4269.3	4075.6	3859.8	3729.7	3624.6	3610.7
74°	3240.0	3264.9	3350.7	3530.5	3989.8	4274.8	4070.0	3785.1	3580.3	3450.3	3450.3
75°	3071.2	3104.4	3206.8	3400.5	3931.7	4244.4	4011.9	3666.1	3381.1	3228.9	3237.2
77.5°	2368.4	2440.4	2551.0	2855.4	3527.7	3984.3	3566.5	2941.2	2484.6	2257.8	2252.2
80°	675.1	774.7	1026.5	1704.4	2681.1	3173.6	2620.2	1740.3	1228.5	935.2	899.2
82.5°	163.2	190.9	262.9	481.4	1145.5	1792.9	1297.7	570.0	343.1	224.1	179.8
85°	69.2	74.7	119.0	166.0	315.4	475.9	301.6	193.7	141.1	63.6	60.9
87.5°	24.9	27.7	44.3	44.3	66.4	38.7	69.2	47.0	49.8	16.6	16.6
90°	0.0	0.0	0.0	0.0	0.0	0.0	0.0	0.0	0.0	0.0	0.0

(END OF REPORT)